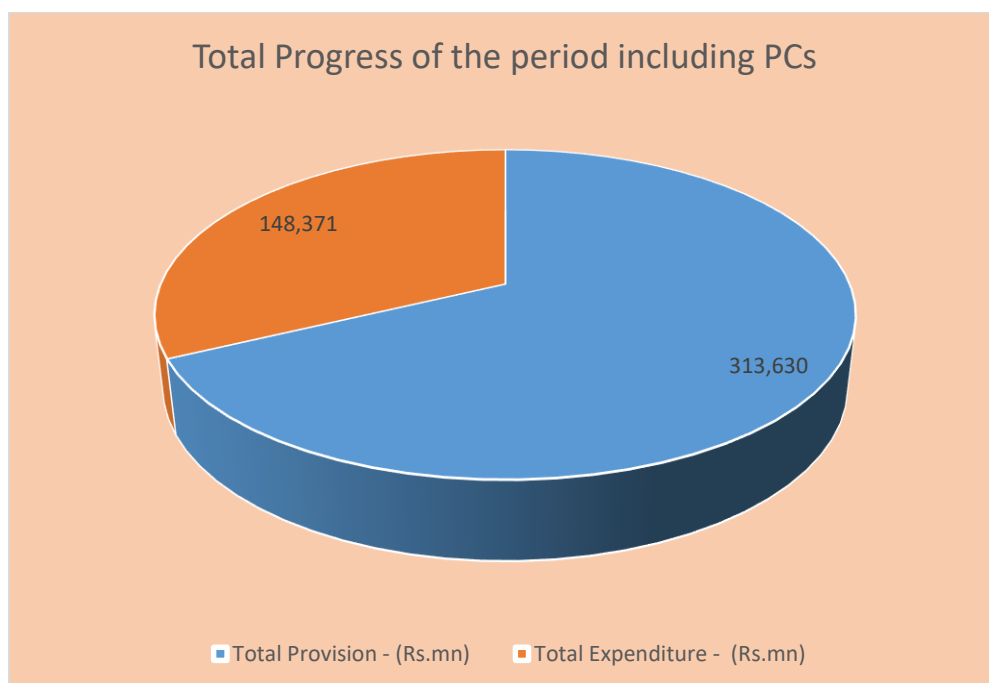


**STATE MINISTRY OF PROVINCIAL COUNCILS AND LOCAL  
GOVERNMENT AFFAIRS**

***FINANCIAL PROGRESS UP TO 30.06.2021***

**1. Total Progress of the Ministry including Provincial Councils**

Rs Mn.	
Total Provision	Total Expenditure
313,630	148,371



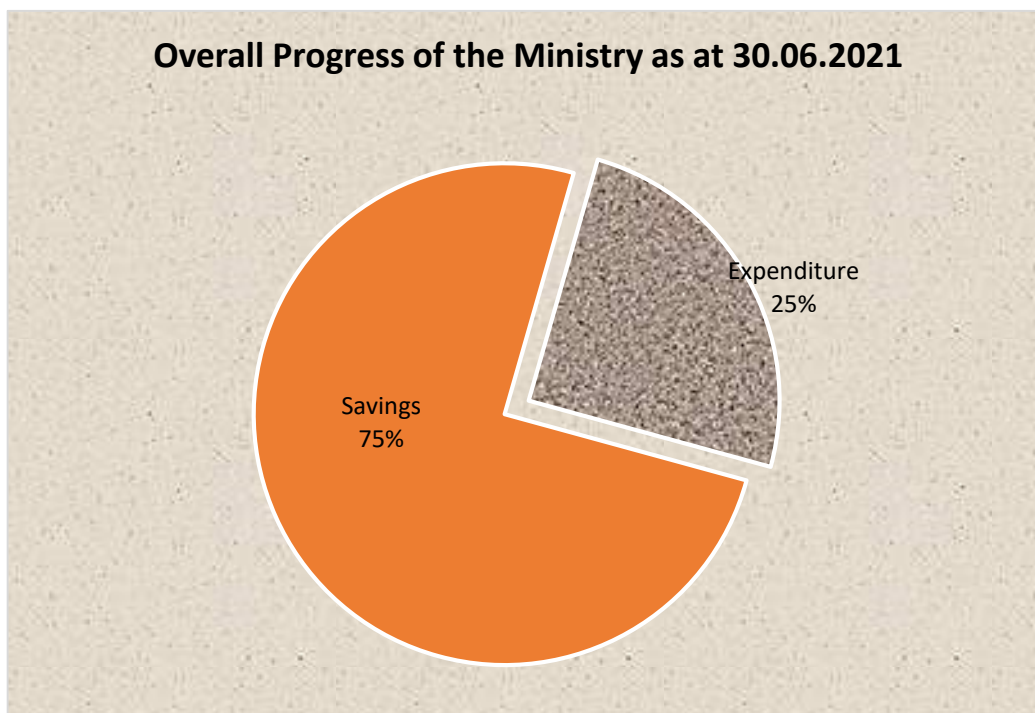
Finance Division

07.07.2021

## 2. Financial Progress of the Ministry up to 30.06.2021

Rs Mn.

Expenditure Category	Provisions	Expenditure	Savings
Operational	386	123	263
Local Projects	2,382	109	2,272
Foreign Projects	28,662	8,358	20,304
Budget Proposals	3,200	0	3,200
<b>Total</b>	<b>34,630</b>	<b>8,591</b>	<b>26,039</b>
		<b>Expenditure</b>	<b>Savings</b>
<b>As a %</b>		24.81	75.19



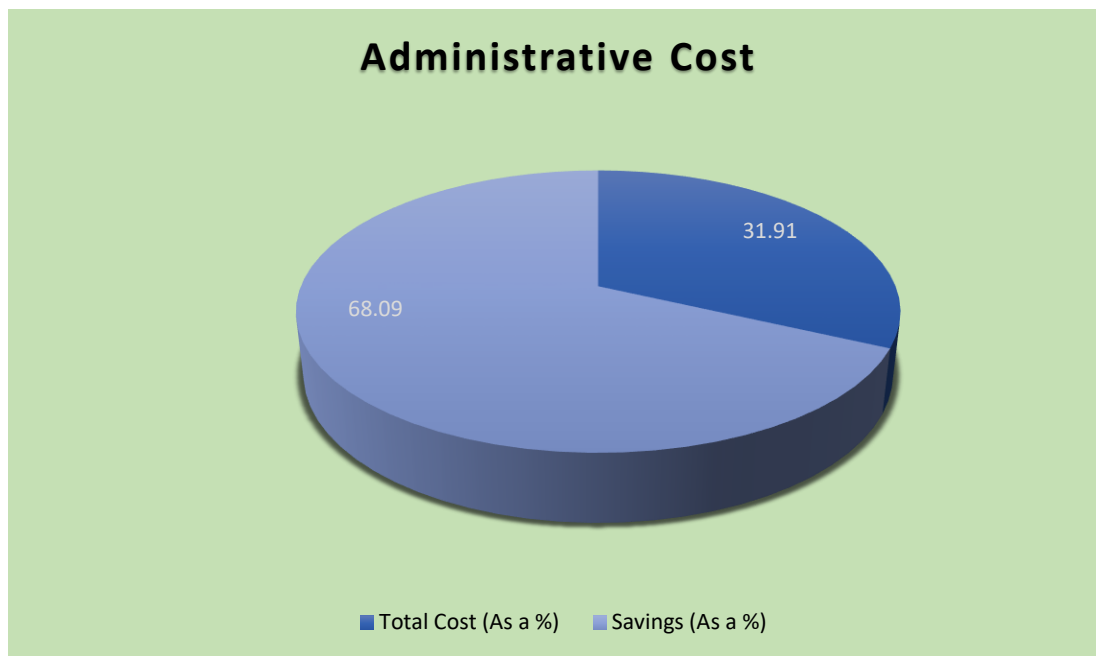
Finance Division

07.07.2021

### 3. Financial Progress of Administrative Cost up to 30.06.2021

	Total Provision (Rs)	Total Cost (Rs)	Savings (Rs)
Administrative Cost	386	123	263
As a %		31.91	68.09

Mn.



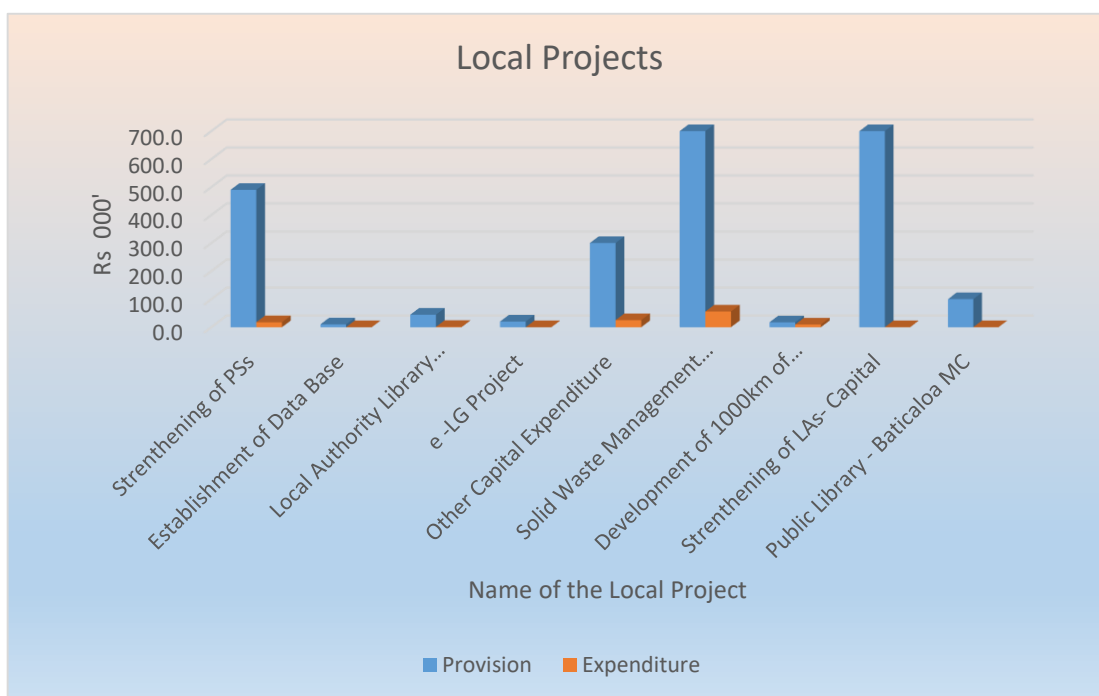
Finance Division

07.07.2021

#### 4. Financial Progress of the Local Projects up to 30.06.2021

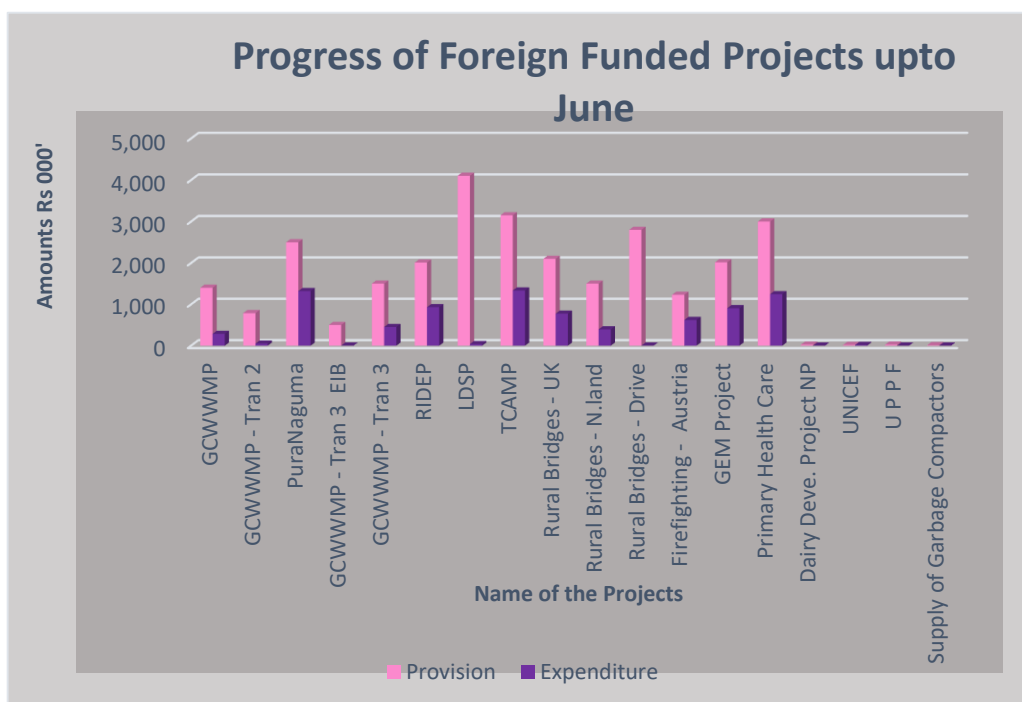
			Rs . Mn.
Name of the Project	Provision	Expenditure	% of Expenditure
Strengthening of PSSs	490.0	17.6	3.6%
Establishment of Data Base	10.0	0.0	0
Local Authority Library Development	44.5	1.1	1.8%
e -LG Project	20.0	0.0	0
Other Capital Expenditure	300.0	25.0	8.3%
Solid Waste Management Project	700.0	55.9	8.0%
Development of 1000km of Road length	17.4	9.7	55.7%
Strengthening of LAs- Capital	700.0	0.1	0
Public Library - Baticaloa MC	100.0	0.1	0

Total **2,381.9** **109.4**



## 5. Progress of Foreign Funded Projects up to 30. 06 2021

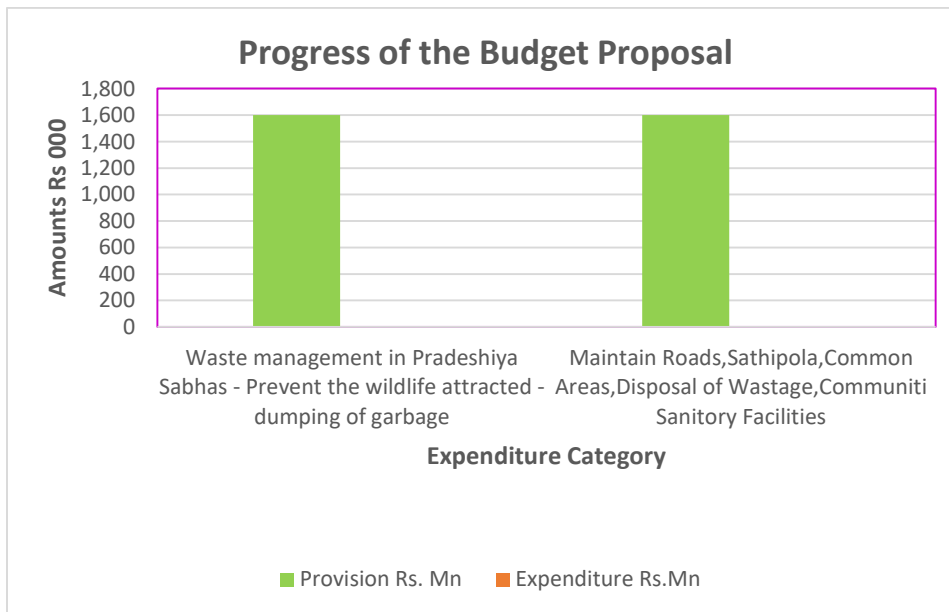
	Rs. Mn	
Name of the Project	Provision	Expenditure
GCWWMP	1,400	285
GCWWMP - Tranche 2	786	49
PuraNaguma	2,500	1,320
GCWWMP - Tranche 3 (EIB)	500	0
GCWWMP - Tranche 3	1,500	451
RIDEP	2,010	931
LDSP	4,100	37
TCAMP	3,150	1,333
Rural Bridges – Phase 2 (UK)	2,100	774
Rural Bridges – Phase 3 (N.land)	1,500	393
Rural Bridges – Phase 5 - Drive	2,800	0
Firefighting - Austria	1,230	620
GEM Project	2,015	905
Primary Health Care	3,000	1,245
Dairy Development. Project - NP	22	0
UNICEF	16	16
U P P F	24	0
Supply of Garbage Compactors	10	0
<b>Total</b>	<b>28,662</b>	<b>8,358</b>



## 6. Progress of the Budget Proposal

Rs Mn.

Description	Provisions	Expenditure
Waste management in Pradeshiya Sabhas - Prevent the wildlife attracted - dumping of garbage	1,600	0
Maintain Roads, Sathipola, Common Areas, Disposal of Wastage, Community Sanitary Facilities	1,600	0



Finance Division

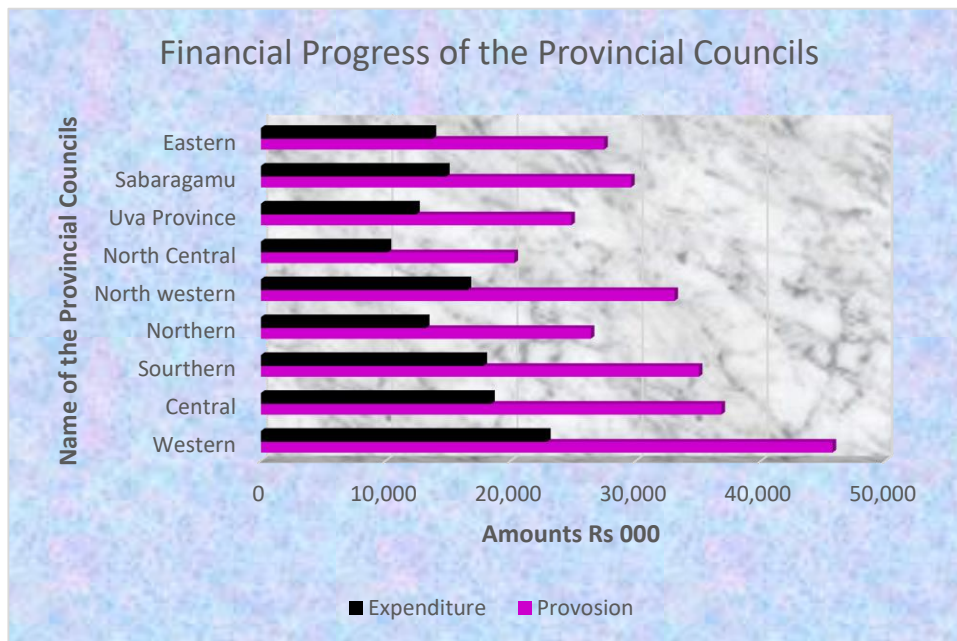
07.07.2021

## 7. Financial Progress of the Provincial Councils up to 30.06.2021

Rs. Mn.

Provincial Council	Provision	Expenditure
Western	45,725	22,863
Central	36,801	18,401
Southern	35,003	17,781
Northern	26,353	13,177
North western	33,045	16,523
North Central	20,257	10,128
Uva Province	24,806	12,403
Sabaragamu	29,579	14,789
Eastern	27,431	13,716

<b>Total</b>	<b>279,000</b>	<b>139,780</b>
--------------	----------------	----------------



Finance Division

07.07.2021